

Lakeside EYFS and KSI Home Learning

Hi All,

We have come to our final week of home learning! Thank you all for your perseverance this year! It really has been a testing time for everyone! Well done for supporting your child with their learning at home!

This week's activities are based on the book 'The Koala who could' written by Rachel Bright. A lovely story about coping with changes.


If you don't have a copy of the book don't worry, you can find Jana Banana's version on YouTube. <https://www.youtube.com/watch?v=Wmgxgat6HFI>

Attached are the suggested activities. Many of the activities can be adapted and done simply in a notebook, on paper or outside! Remember to go on the website for the accompanying resources.

Wishing you all the best.

Stay safe,

From all the Lakeside EYFS and KSI team.



Year group: 1

Lakeside Home Learning

Week beginning: 20.7.20

- 1) Each day please try to complete the daily essentials for English, Maths and wider-curriculum in the flags at the top of the page.
- 2) Then you can choose from the weekly choices below. Can you complete at least 1 from each colour?

Daily Essentials

English

Read it to your favourite toy!
Try to use lots of expression.

Maths

Count in 5's to 100 every
time you wash your hands.

Wider Curriculum

Complete a Jump Start
Johnny workout!

Weekly Choices

Spellings

Please practise these spellings:
could, their, oh

☐

Number

Use your counting in 5s to
help write the 5 times ta-
ble. e.g $1 \times 5 = 5$, 2×5

☐

Read over the Year2 Welcome
pack and complete the
week 1 activity.

☐

Handwriting

Practise joining these
letters tw, sm, sc, sk

☐

Learn about right and
right directions. Can you
give a member of your family
instructions to reach a toy asking
them to turn left and right?

☐

Thank a friend for the joy they
bring to your life.

☐

Speaking and Listening

Have a go at learning a short
poem or rhyme.

For example: "football"

☐

Money

How many different ways can
you make 10p with coins

☐

Watch 'Magic Grandad' goes to the
seaside. Talk about how it is differ-
ent and the same today.

[https://www.youtube.com/
watch?v=exFmclMjKsw](https://www.youtube.com/watch?v=exFmclMjKsw)

☐

When you have completed the Daily Essentials for English, Maths and wider-curriculum tick them off be-
low

Monday

Tuesday

Wednesday

Thursday

Friday

☐☐☐☐☐☐☐☐☐☐☐☐☐☐☐☐☐☐☐☐☐☐☐☐☐☐☐☐☐☐

Practice writing the letter joins 5 times. Use the lines to help

tw

sm

sc

sk


Copy the common exception words. Learn how to spell them

could

there

oh

Read/watch and discuss the story: **The Koala who could be**
Rachel Bright



Link:

<https://www.youtube.com/watch?>

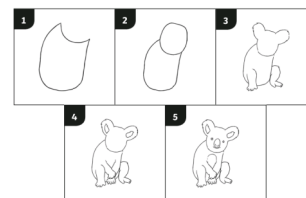
Kevin is a koala. Write a fact file about Koalas. Research some facts from the internet to help you.

Amazing Australian Animals

What They Look Like	Where They Live
What They Eat	Did You Know?

Draw a picture of your animal.

Learn how to draw a koala or a kangaroo!



Some unusual Australian animals are mentioned in this story. Use google to find out what these animals look like and have a go at drawing them!

Dingo


Wombat

Woodpecker

At the end of the story, Kevin the Koala learns that trying new things can be GREAT! Make a list of 5 new things that you would like to try!



Label the parts of a koala.



Australian Animal Antics!

Roll a die.

Look at the number it lands on and do the action.

1—Jump like a kangaroo!

2—Climb like a koala!

3—Slither like a snake!

4—Snap like a crocodile!

5—Crawl like a spider!

6—Fly like a bat!



Watch the National Geographic Kids Video about Australia. Write down 5 facts that you find out.

<https://www.youtube.com/watch?v=fOPvMmTAUAQ>




Koalas have 5 digits on their paws (3 fingers and 2 thumbs!) Pretend you have Koala paws and practise counting in 5s!




Write your own story about an Australian animal of your choice! Use the story planner to help you!



Have a go at the Australian animal word search!



Use the sorting sheets to sort the animals into different groups.



Make some Australian Fairy Bread!

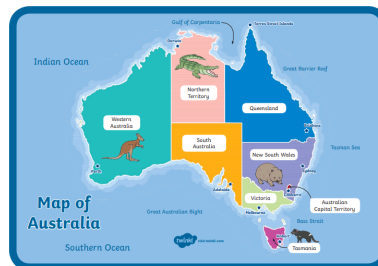


All you need is:-

White bread, margarine and 100s and 1000s.

Write some simple instructions

Where in the world is Australia?
What other places is it near?
Look at the map of Australia.
Which seas surround it? Find out some information about the different areas within Australia.



Find out about aboriginal art.
Create your own piece of aboriginal artwork.



Watch some boomerang videos on YouTube (not JoJo Siwa!).
Make your very own boomerang!
Will it come back to you?!



Using a paper plate (or white paper) create your own 'Sydney Opera House' picture.



Find out about the Great Barrier Reef.

Find out how plastic pollution is killing sea turtles. List 3 things you could do to reduce the amount of plastic you use.

