

Lakeside EYFS and KSI Home Learning

Hi All,

We have come to our final week of home learning! Thank you all for your perseverance this year! It really has been a testing time for everyone! Well done for supporting your child with their learning at home!

This week's activities are based on the book 'The Koala who could' written by Rachel Bright. A lovely story about coping with changes.


If you don't have a copy of the book don't worry, you can find Jana Banana's version on YouTube. <https://www.youtube.com/watch?v=Wmgxgat6HFI>

Attached are the suggested activities. Many of the activities can be adapted and done simply in a notebook, on paper or outside! Remember to go on the website for the accompanying resources.

Wishing you all the best.

Stay safe,

From all the Lakeside EYFS and KSI team.



- 1) Each day please try to complete the daily essentials for **English** and **Maths** in the flags at the top of the page.
- 2) Then you can choose from the weekly choices below. Can you complete at least 1 from each colour?

Daily Essentials

English

Use the 'Twinkl Live Lessons' Phonics videos on Youtube. There are a wide range of videos to choose from but we recommend using Phase 2 (blue) or Phase 3 (pink). After you've learnt that sound why not use your sound mat to practice

Maths

Keep counting to 100 everyday.
Practise counting in 2s, 5s and 10s. How far can you get?

Weekly Choices

Reading

Read the silly sentences and feed the t-rex. Tell a t-Rex game

<https://www.ictgames.com/mobilePage/tellATRex/index.html>

Number

Number bonds to 10.

Use you fingers to revise the number bonds to 10.

Complete the Koala number bond sheet.

Wider curriculum

Draw or paint a self portrait. Look carefully at your features. Take a photo and send to your teacher.

Reading

Practise the common exception words for Reception—if you know these by the time you start in year one you will become a much more fluent and confident reader.

Number

Fill in the missing numbers on the 100 square.

Wider curriculum

Bake an end of year celebration cake. We are so proud of you all.
Take a photo and share with your teachers.

Diagrams

The igh trigraph is usually found in the middle of a word like night and light.
Complete the bbc bitesize activity .

<https://www.bbc.co.uk/bitesize/topics/zvq9bdm/articles/zkhvbk>

Shapes and measure

Complete the repeating patterns on the shape train.

<https://www.topmarks.co.uk/ordering-and-sequencing/shape-patterns>

Wider curriculum

Enjoy a walk with your family. Stay local or go a little further afield. Use your senses to enjoy the walk, what can you see and hear?

When you have completed the Daily Essentials for **English**, **Maths** and **wider-curriculum** tick them off below.
You can also tick off your weekly choices, (pick a minimum of 1 a week from each colour)

Monday



Tuesday



Wednesday




Thursday



Friday



Read/watch and discuss the story: *The Koala who could be*
Rachel Bright



Link:

<https://www.youtube.com/watch?>

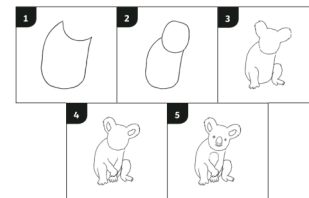
Kevin is a koala. Write a fact file about Koalas. Research some facts from the internet to help you.

Amazing Australian Animals

What They Look Like	Where They Live
What They Eat	Did You Know?

Draw a picture of your animal.

Learn how to draw a koala or a kangaroo!



Some unusual Australian animals are mentioned in this story. Use google to find out what these animals look like and have a go at drawing them!

Dingo

Wombat

Woodpecker

At the end of the story, Kevin the Koala learns that trying new things can be GREAT! Make a list of 5 new things that you would like to try!



Label the parts of a koala.



Australian Animal Antics!

Roll a die.

Look at the number it lands on and do the action.

1—Jump like a kangaroo!

2—Climb like a koala!

3—Slither like a snake!

4—Snap like a crocodile!

5—Crawl like a spider!

6—Fly like a bat!



Watch the National Geographic Kids Video about Australia. Write down 5 facts that you find out.

<https://www.youtube.com/watch?v=fOPvMmTAUAQ>




Koalas have 5 digits on their paws (3 fingers and 2 thumbs!) Pretend you have Koala paws and practise counting in 5s!




Write your own story about an Australian animal of your choice! Use the story planner to help you!



Have a go at the Australian animal word search!



Use the sorting sheets to sort the animals into different groups.



Make some Australian Fairy Bread!

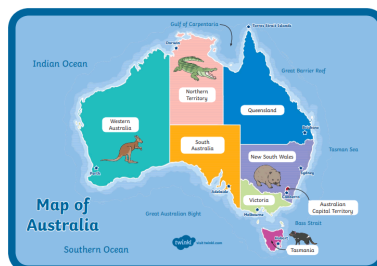


All you need is:-


White bread, margarine and 100s and 1000s.

Write some simple instructions.

Where in the world is Australia?
What other places is it near?
Look at the map of Australia.
Which seas surround it? Find out some information about the different areas within Australia.



Find out about aboriginal art.
Create your own piece of aboriginal artwork.



Watch some boomerang videos on YouTube (not JoJo Siwa!). Make your very own boomerang! Will it come back to you?!



Using a paper plate (or white paper) create your own 'Sydney Opera House' picture.



Find out about the Great Barrier Reef.

Find out how plastic pollution is killing sea turtles. List 3 things you could do to reduce the amount of plastic you use.

