


Lakeside EYFS and KSI Home Learning

Hi All,

We hope you and your families are all safe, well and keeping busy. Once again we are providing you with lots more activities to enjoy at home with your child this week.



We've linked the next exciting activities to the wonderful story 'Handa Surprise' by Eileen Browne. If you don't have a copy of the book don't worry, there is a link to a YouTube version.

Attached are the suggested activities. Many of the suggested activities can be adapted and done simply in a notebook, on paper or outside.

Please also keep reading regularly with your child and using the EPIC reading book app so you can access lots more books.

Wishing you all the best,

From all the Lakeside EYFS and KSI team.

Weekly activity pack sent from 'EYFS/KSI team'

The Reception daily and weekly essentials page has activities to support the Reception curriculum. These include daily essentials to do every day for a week, plus extra weekly choices linked to English, Maths and the Wider Curriculum. As with the story activities, feel free to send to us what you have been doing and every couple of weeks we will aim to put together a newsletter of learning.



- 1) Each day please try to complete the daily essentials for **English** and **Maths** in the flags at the top of the page.
- 2) Then you can choose from the weekly choices below. Can you complete at least 1 from each colour?

Daily Essentials

English

Use the 'Twinkl Live Lessons' Phonics videos on Youtube. There are a wide range of videos to choose from but we recommend using Phase 2 (blue) or Phase 3 (pink). After you've learnt that sound why not use your sound mat to practice writing it as well.

Maths

Watch Numberblocks episode '100'. Use this each day to help to get to know the numbers to 100 even better. Practise counting in 10s to 100.

<https://www.bbc.co.uk/iplayer/episode/m0007lkw/numberblocks-series-4-one-hundred>

Weekly Choices

Spelling words

Learn to spell Common Exception Words Set 4

big on off yes

Addition

Use the fruit salad addition sheets and practise your adding to 10 and to 20.

Wider curriculum

When you're outside, have a look at the different flowers that you can see. Can you draw a picture of them? Which colours do you need?

Reading

Use Oxford Owl ebooks, choose some books to read or have read to you.

Draw a picture of your favourite part.

<https://www.oxfordowl.co.uk/for-home/find-a-book/library-page/>

100 square

Use your 100 square or 'Splat 100' to practice recognising numbers to 100. (Follow the link or download 'Number Splat' App)

<https://www.primarygames.co.uk/pg2/splat/splatsq100.html>

Wider curriculum

Ask your grown up if you can use their phone / tablet / camera to take some photos around your house or on a daily walk. Can you send your best photo to your teacher on Dojo?

Digraphs

Using the vowel digraph **ai** sheet, practice using **ai** in some words.

Remember that vowel digraphs are usually in the middle of a word.

Money

Using your knowledge of coins and money and make some price tags for your toys and ask your grown-ups to come to your shop to buy some toys! How much do they cost? Can your grown-ups buy lots?

Wider curriculum

Ask your grown-ups if you can help to make dinner one night. Maybe you can set the table, chop some ingredients or even make a menu to tell everybody what's for dinner!

When you have completed the Daily Essentials for **English**, **Maths** and **wider-curriculum** tick them off below. You can also tick off your weekly choices, (pick a minimum of 1 a week from each colour)



Monday



Tuesday



Wednesday



Thursday




Friday



Fruit Salad


Write down the answers in the circles.



+





=



+




=




+



=



+




=



+




=



+




=




+



=



+



=



+






=









Fruit Salad



Write down the answers in the circles.




 $+$  $=$ 

 $+$  $=$ 




 $+$  $=$ 

 $+$  $=$ 

 $+$  $=$ 

 $+$  $=$ 

 $+$  $=$ 

 $+$  $=$ 

 $+$  $=$ 

'ai' Spelling Activity

1. Trace over the 'ai'.

ai

ai

ai

ai

2. Just add 'ai'.

f____l

t____l

m____l

tr____n


r____n

p____n


s____l


l____d


3. Write the correct 'ai' words under the pictures.












Home Learning Activities Week

Read/watch and discuss the story:

Handa Surprise by Eileen Browne



Link:

https://www.youtube.com/watch?v=XyIV_xYiOas

Choose your favourite animal from the story and make an animal mask. You could make it out of a cardboard from a cereal box or paper Mache.



Write a book review on the book Handa Surprise.

Play the memory game: When I went to market, I bought....

Instructions

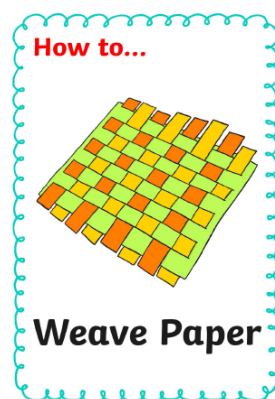
Link it to different fruits.

2 or more players:

Example: each person says in turn:


When I went to market I bought e.g. a **banana**. Then the next person would repeat and add another fruit to the list. The person that doesn't make a mistake wins.

Weave your own basket.




Balance an object on your head for 1 minute:


E.g. Use a bean bag or a cushion



Complete the friendship word search.

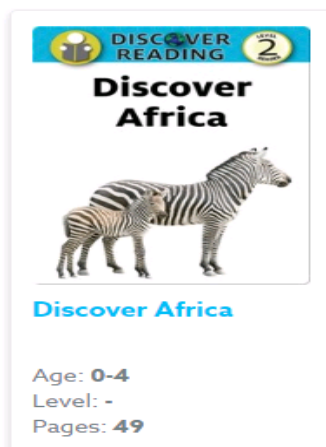


Make a friendship bracelet. You could make it out of strips of paper or wool.

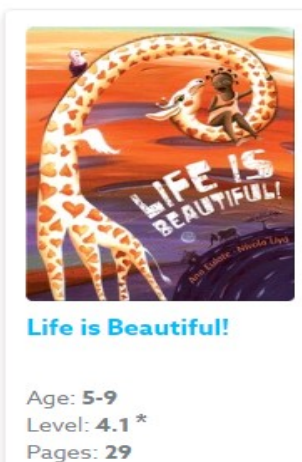


Write a letter or postcard to your friend about what you have been doing and how much you miss them. Then post or send it to them. Decorate it with your own pictures and stickers.

Read this online book on Discover Africa from EPIC reading.



Read this online book called Life is Beautiful on EPIC reading




Watch this online video about the different African animals on EPIC reading.


Videos (1)




Make puppets from the story and then act the story out.



Draw an animal from the story. Label it and write 3 facts about it.



Draw or paint a basket with your favourite fruit in it.



Eat 5 pieces of fruit a day. For a week.



Make your own fruit salad.



Draw and colour in the African Flag.

