


Lakeside EYFS and KSI Home Learning

Hi All,

We hope that you are all staying safe and happy. It's been great seeing all the wonderful work you have been doing at home!

This week's activities are based on the book 'You can't take an elephant on a bus!' By Patricia Cleveland-Peck and many of the activities and resources are based around Transport.



If you don't have a copy of the book, don't worry, you can find a copy on YouTube.

https://www.youtube.com/watch?v=fYsNRjObvu4&list=TLPQMtkwNTIwMjBM_p_9HBXThQ&index=2

Attached are some suggested activities. Many of the activities can be adapted and done simply in a notebook, on paper or outside! Remember to go on the website for the accompanying resources.

Keep reading regularly!

Wishing you all the best.

Stay safe,

From all the Lakeside EYFS and KSI team.

1) Each day please try to complete the daily essentials for **English**, **Maths** and **wider-curriculum** in the flags at the top of the page.

2) Then you can choose from the weekly choices below. Can you complete at least 1 from each colour?

Daily Essentials

English

Read for 10 minutes to a grown up.

Maths

Get a parent to test you on your number bonds to 20 (you should know these by now!)

Wider Curriculum

Learn to say hello, hi and goodbye in French. BBC Bitesize Key Stage 1 French.

Weekly Choices

Spellings

Please practise these spellings:

reader writer runner

Number

Pick a 2-digit number and partition it into tens and ones.

$$34 = 30 + 4$$

Recycle paper. Try to be as inventive and creative as you can with it!

Grammar

How many adverbs can you list?

carefully, slowly, quickly etc

Position and direction

Direct a family member around a garden/bedroom obstacle course.

Right turn left turn forward
clockwise anti-clockwise

Complain less (or not at all)!

Speaking and Listening

Read the instructions of a board game to a family member and enjoy playing the game together.

Ordering

Order ten of your teddies or toys.

Tallest to shortest Widest to thinnest
Lightest to heaviest

Tell a joke, watch a silly video or do something that makes you and others laugh!

When you have completed the Daily Essentials for **English**, **Maths** and **wider-curriculum** tick them off below

You can also tick off your weekly choices, (REMEMBER: pick a minimum of 1 a week from each colour)


Monday

Tuesday


Wednesday

Thursday

Friday



Read and watch 'You can't take an elephant on a bus' by Patricia Cleveland - Peck




<https://www.youtube.com/watch?v=fYsNRjObvu4&list=TLPQMTkwNTI>

In the book there are lots of animals travelling in different ways. Think of your own animal and what it might travel on. Draw a picture of it and label it.




Use the sentence stem to create your own sentence about your animal and what they might travel on

You can't take a on a because



For example: You can't take a hippo on a helicopter because he is afraid of heights!

There are lots of rhyming words in the poem. Can you listen to the story again and find the rhyming pairs.



Cut out and match the rhyming pairs. See how many more words you can make for each pair.

Investigate materials that float or sink in water. Use the sheet below or make a list of your own. Then watch the link below to find out why?

Float or Sink		
Objects	Float	Sink
coin		
pencil		
cotton ball		
crayon		
rubber band		
wooden stick		

ALL MESSY GOES TO OKIDO >

Why do things sink and float?

Join Messy and friends to discover why things sink and float.

<https://www.bbc.co.uk/cbeebies/watch/messy-goes-to-okido-why-do-things-sink-and-float>

Have a bath! Bring some old plastic bottles in the bath and enjoy playing with the bottles and playing with the water! When does your bottle sink or float?



This book is a poem. Learn the first verse below by heart and perform it!



Design a boat using recycled materials that will float holding a toy animal you have or any other object you want!



My boat design sheet




I will need

My boat diagram



Make your boat and test it out! Take a picture and send it your teacher!



All the animals in the book end up on a rollercoaster. Can you build your own rollercoaster out of junk modelling or Lego or whatever resources you have at home?



Write a book review for 'You can't take an elephant on the bus!'

My Book Review

Title: _____


Author: _____

Did you like the book? ☆☆☆☆☆

What was your favourite part?

Draw your favourite scene from the book.

Use chairs, cushions or whatever you can to make a pretend bus.



Take turns to pretend to be an animal and then tell them why they can't get on the

In the book it tells us to never let a bear in an ice cream van! Look at the ice cream price list and decide what different ice creams can you have with 10p. To spend or 20p to spend?

Ice cream price list

Flavour	Price
vanilla	1p
strawberry	2p
chocolate	3p
mint	4p
raspberry	5p

Toppings	Price
chocolate	1p
vanilla	2p
strawberry	3p
mint	4p
raspberry	5p

There are different types of transport in the book. Make a traffic survey to see how much traffic passes your road.

Traffic Survey

Make a tally, start to draw how many go by using the road.

cars	
buses	
vans	
lorries	
motorcycles	
bicycles	


Which is the most and least popular?

There are lots of different 3d shape in this book. Sing along with 3d shape song. And then go on a shape hunt in your house.


<https://www.youtube.com/watch?v=guNdJ5MtX1A>



Make your own addition bus map and play it with someone in your family. Show how you worked it out the answer.



If you enjoyed this book try this one by the same author.



<https://www.youtube.com/watch?v=6UgUpY2KIMM>

Help clean a vehicle. It could be a car, bike, scooter, roller blades. It might be your brother's or sister's walker or even you own toys vehicles. Take a picture and send it to your teacher!

