


Lakeside Nursery Home Learning

Hello all,




We hope you are all well and enjoying the sunshine. We wanted to provide you with some more fun and educational home learning activities you could try with your child this week. We have decided to focus on a few 'Traditional Tales' over the next few weeks. This week it is 'Goldilocks and the Three Bears'. You can read any version of this book but don't worry, there is a link to a YouTube version, if you haven't got a Goldilocks book at home. Attached are the suggested activities, along with some downloadable activity sheets. If you don't have a printer, don't worry resources for the activities are on the website and can be adapted and done simply in a notebook, on paper or outside. You could always call school and ask for a printed copy.


Please also see the website for daily activities and keep talking lots together as well as reading short stories with your child daily.

Wishing you all the best.

The Nursery Team



twinkl.com



Tell someone at home the story of 'Goldilocks and the Three Bears'.

What did Goldilocks do in Bears' house?

What happened when the bears came home? Try using different voices for the different characters!

Work with a grown-up to help you look in books or the internet to find out a real fact about a bear. You could draw a picture or share the fact with the rest of your family. Use a full sentence "A bear is..."



Take your teddy bears outside and have a Teddy Bears Picnic. With a grown-up you could make some yummy sandwiches and cake. Don't forget to take a picture and put it on Dojo for us all to see.

Baby Bear loves to sleep in bed with his favourite teddy bear. Do you have a favourite teddy bear? Draw or paint a picture of your teddy bear.



Draw a picture of the bears. Can you hear and say the first sound in their name? 'd,d,d dad' 'mmm, mum' How about having a go at writing the first letter?



Play a game of Hide and Seek with a doll or picture of Goldilocks. Tell your grown-ups where she was hiding, was she under a chair, on top of a box or behind the sofa? Try and use positional language 'on top', 'behind', 'underneath'



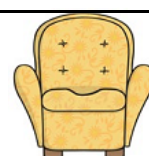

Goldilocks and the three bears love eating porridge! Try making some porridge with a grown up. Try putting some different toppings onto your porridge - you could try a little jam, fruit or honey. Do you like porridge?




Can you make a new chair for baby bear using blocks, Lego, stickle-bricks or other construction toys?



Make your own Goldilocks and the Three Bears role-play masks. Can you act out the story with your family?





Play a listening game with your family. One person is blindfolded and then everybody takes it in turns to say 'Who's been eating my porridge?' in a squeaky or gruff voice. The blindfolded person has to guess who was speaking.

Another game you could try..... Place a number of items from the story under a tea towel on a tray (eg bowls, spoons, bears etc) and then take one away secretly. Can you guess which one is missing?



Have a go at making some play-dough with an adult - see Porridge oats Play-dough receipt.

Can you make the Goldilocks and the Three Bears?

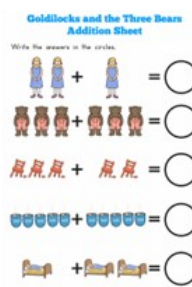


Use a selection of bowls, spoons and teddy bears of different sizes, can you put them in order from the smallest to the biggest? (or print out the Goldilocks Theme Size Ordering Activity).



Number Hunt
Write the numbers 0-9 on some paper. One person hides the numbers around the garden and then the other person has to find them and sequence them from 0-9.

Fancy a challenge?
Print out the Goldilocks adding sheet or make up your own.



Maybe you could visit a local woods/park. What kind of animals live in a woods? What kind of trees are there? Take some paper and wax crayons with you and do some tree rubbings.



Use the Goldilocks and the Three Bears songs and rhyme pack, to learn some new songs. Explore different ways of moving like the different characters in the story, e.g Daddy bear is large and slow. Baby bear is little and lively.

Spread a shallow layer of porridge oats into some trays. Can you make different lines, shapes and letters using your fingers?

