

A decorative border of yellow stars of various sizes surrounds the text. The stars are scattered along the top, bottom, and sides of the page, creating a celestial theme.

Lakeside EYFS and KSI Home Learning

Hi All,

We hope that you are all well and have been keeping busy! A lot of you have been in contact to tell us how much you are enjoying the home learning activities that we have been providing - thank you - your feedback is very much appreciated.

This week's space themed activities are based on the book '[The Darkest Dark](#)' - written by the Astronaut, Chris Hadfield. An inspiring story of a boy who one day dreams of going to the moon—if only he wasn't so scared of the dark!

Attached are the suggested activities. Many of the activities can be adapted and done simply in a notebook, on paper or outside! Remember to look on the school website for the accompanying resources.

Wishing you all the best.

Stay safe,

From all the Lakeside EYFS and KSI team.

Year group: 1

Lakeside Home Learning

Week beginning: 11.4.20

- 1) Each day please try to complete the daily essentials for **English**, **Maths** and **wider-curriculum** in the flags at the top of the page.
- 2) Then you can choose from the weekly choices below. Can you complete at least 1 from each colour?

Daily Essentials

English

Read a book or a book from Epic to your teddy!

Maths

Count forwards to 50 in 5's
Can you count backwards?

Wider Curriculum

Complete a jump start
Johnny work out!

Weekly Choices

Spellings

☐

Please practise these spellings:
went have little

Number

Practise your number bonds to 10. For example - $1+9=10$ $2+8=10$

☐

Go for a walk with your grown up and draw the different wild life you see.

☐

Handwriting

Practise forming these one armed robot letters letters correctly. r b n h m k p

☐

Time

Have a go at writing the days of the week.

☐

Have a go at washing the dishes.

☐

Speaking and Listening

Log onto 'Teach your monster to read' and have a go at some of the games.

☐

Measuring

Choose an object and find 3 things lighter than, heavier than and about the same weight as it. Use scales if you can.

☐

Choose your own clothes and get dressed yourself.

☐

When you have completed the Daily Essentials for **English**, **Maths** and **wider-curriculum** tick them off below
You can also tick off your weekly choices, (REMEMBER: pick a minimum of 1 a week from each colour)

Monday

Tuesday


Wednesday

Thursday

Friday

☐☐☐☐☐☐☐☐☐☐☐☐☐☐☐☐☐☐☐☐☐☐☐☐☐☐☐☐☐☐☐☐☐☐

Read/watch and discuss the story: 'The Darkest Dark' by Chris Hadfield





Link: <https://www.youtube.com/watch?v=AkJ9ssPIKIU>

Design your own planet!
Think about who and what might live there? What does it look like? Which alien food can you eat on your planet?

Design a Planet

You have discovered a brand new planet! Complete an astronaut report to send to Mission Control about what you have found.

Key Facts Colour: _____ Size: _____ Number of moons: _____	Name of Planet: _____  Other information: _____	Surface Materials: _____ Signs of life (water, oxygen): _____ 
Inhabitants (People Who Live There) _____ _____ _____		

Invent and draw your own alien! You could use your phonics sounds to give them their own special 'Alien name'.




Look at the Powerpoint all about the Solar System.
Which planet do we live on?



Can you make a fact file about all the space facts you have learnt—and some you might have known already.

Write a list of the ten things that you would take to space if you were travelling to the moon—or your own new planet.



Why not create your own alien language?
What would you say instead of 'hello'? What about 'Bloooba'? 'Floozidoo'? You choose, it's your own alien language.



Sing together the nursery rhyme - 'Five Little Men in a Flying Saucer'.

Link: <https://www.youtube.com/watch?v=2E3p51tJx0>



Go outside when it is dark and look at the stars. Can you count how many you can see? Is the sky different each night or does it stay the same?



Make your very own space rocket out of junk modelling.



Can you write a set of instructions to explain how you made it?

Watch this interview with the British astronaut, Tim Peake—<https://www.youtube.com/watch?v=qCwRngOPX2s>




Can you think of some questions that you would like to ask the astronauts, Tim Peake and Chris Hadfield?

Can you draw your own space rocket!? Use the key words to help you remember all of the parts and then label your drawing afterwards.

Window, exhaust flames, nose, fin and body tube.



Planets and moons are both the 3D shape, a sphere. Can you find anything else in your house that is a sphere? Can you find anymore 3D shapes in your home?



Imagine an alien is going to visit your house. Can you draw them a picture telling them lots of information about your home? Who lives there? What fun things can you do in your house?

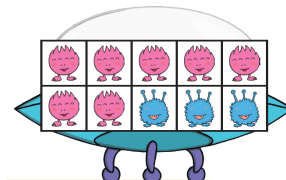


Using Lego, Duplo or any other building materials—can you build a space station or a space rocket?



You could label the different parts of your design and even draw aliens or astronauts to visit your creation.

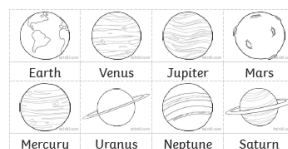
Practise your number bonds to 10! Using the ten frame, how many blue aliens and how many pink aliens are in the spaceship? Write it as a number sentence. Can you make your own?



The word 'Earth' begins with the letter E. How many words can you think of that also begin with the letter E? Write these down and check your spellings!



Complete the cut and stick activity. Can you stick the planets back in the right order?



If you can't print it out, don't worry you could draw them in the correct order and label them.

Make up your own space story! You could talk, write, act or draw out what happens. 5, 4, 3, 2, 1... BLAST OFF!!

