



Nursery home learning

Hello Nursery,

We hope you are all well and looking forward to the Summer Break. In Nursery this week, we will be focusing on the following skills: Understanding, Number and Physical Development. All the activities have been chosen as they use resources that are easily accessible at home.





This week, we are looking at a hilarious book called 'The Pigeon has to go to school' by Mo Willems. It is a funny book and it is a great way to encourage children to talk about any fears they have about returning to Nursery or starting in Reception. Do not worry if you don't have a copy of the story, there is a link to the Youtube version of the story. https://www.youtube.com/watch?v=B5Jhdx_KA

Attached are suggested activities linked to the story as usual, as well as a few activities that you may like to practice throughout the holidays.

We hope that you enjoy the learning.

The Nursery Team.

This Week in Nursery our focus skills are linked to:

| <p>Understanding</p> <p><u>Visual Discrimination</u></p> | <p>Number</p> | <p>Physical</p> <p>Development</p> |
|---|---|---|
| <p><u>Matching socks</u></p>  <p>Start with 2 pairs and then add more pairs to make it harder. Or choose socks which are similar in design.</p> | <p><u>Counting Natural Objects</u></p> <p>Ask your child to find a certain amount of each objects.</p> <p>Ask them to place the objects next to the correct number.</p>  | <p><u>Balloon Keepy Uppy</u></p> <p>How long can you keep the balloon up without touching the floor? How many body parts can you use to keep it off the floor? Try your foot, knee, hand, elbow, head.</p>  |
| <p><u>Jumping Jack</u></p> <p>Using chalk, draw different shapes your child is familiar with on the ground. Then give your child instructions to jump to the shapes in different orders e.g. Jump to the star, jump to the circle, then the square.</p>  | <p><u>Spectacular Skittles</u></p>  <p>Design and create your own skittles. Write a number on each. Which numbers have you knocked down?</p> <p>Challenge: add together the numbers on the skittles!</p> | <p><u>Coin roll</u> Great for Fine motor control and hand/eye coordination.</p>  <p>Using a variety of round coins, challenge your child to roll the coins on their end. How far can they roll them. Which coin rolls the furthest?</p> |


Sticker fun

Make a pattern or sequence on top of an ice tray using stickers and then challenge your child to copy it.



Can your child make a sequence or pattern for you to copy?

Kitchen lid treasure box



Collect lots of different size lids.

Wash them well.

Use them for :

- Sorting
- Counting
- Pattern making
- Adding and taking away

Outdoor Painting Great for building muscles in arm and shoulder.



1. Fill a container with water.
2. Give your child a brush.
3. Set them to work painting the ground, a fence,

Nature Hunt

Take your child for a nature hunt and ask them to collect various kinds of leaves, twigs, seed etc.

When you return home get your child involved in sorting.



If it's raining, have a hunt around the house!

Underwater Counting

Underwater Counting



Here is a nice online counting game you could try with your child.

<https://www.topmarks.co.uk/learning-to-count/underwater-counting>

Rainbow Writing

Get your child to write their name using different coloured pens.

If they find it tricky, try cutting out some larger letters and encouraging your child to write inside.

(Letter templates below)



Tick when you complete a challenge each day



| Monday | Tuesday | Wednesday | Thursday | Friday |
|--|--|--|--|--|
| <input type="checkbox"/> <input type="checkbox"/> <input type="checkbox"/> | <input type="checkbox"/> <input type="checkbox"/> <input type="checkbox"/> | <input type="checkbox"/> <input type="checkbox"/> <input type="checkbox"/> | <input type="checkbox"/> <input type="checkbox"/> <input type="checkbox"/> | <input type="checkbox"/> <input type="checkbox"/> <input type="checkbox"/> |

Copyright © Twinkl

Story-time


Read the story 'The Pigeon has to go to school'.



Encourage your child to talk about any worries they may have about returning to

More reading

If you liked this story, why not try some other books by the same Author.



Calming Jars

Make a calm jar. Using an old drinks bottle or jar, fill with water, add glitter and food colouring. Ensure the lid is closed. Shake and watch the glitter settle. As you watch the jar settle, reflect on any worries and let them slowly fall to the bottom of the jar.



Create a Home School



Get your child to be the teacher for the day. Suggest the teacher shares what they know e.g letters, shapes, numbers,

Getting dressed

Help your child become more independent by encouraging them to develop the skills to fasten buttons, zip up their coat, put on their socks or tights.



Mark Making

Practice letters and numbers in salt, oats or shaving



Dinner time



Help your child to become more confident using a knife and fork.

Encourage them to try new flavor's and textures.

Listening game



Log into PhonicsPlay <https://www.phonicsplay.co.uk/>

Username: march20

Password: home

Go to the Resources tab and then select Phase 1.

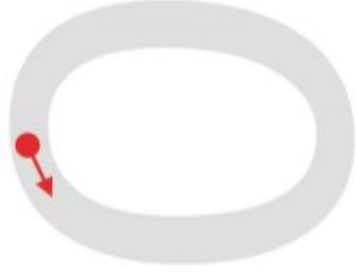
Worry Dolls

Worry Dolls are tiny dolls that children tell their worries to before placing them under their pillow. The worry dolls take the worry away while they are sleeping.

You will need a stick, wool and felt-tips.



Can you trace
the numbers?



Letter Formation Practice Sheet

a b c d e f g h i

j k l m n o p q r

s t u v w x y z


Minibeasts Colour by Number

Colour in the parts of the picture according to the numbers shown in the key.




Minibeasts Colour by Number

Colour in the parts of the picture according to the numbers shown in the key.




- 1 = Pink
- 2 = Blue
- 3 = Black
- 4 = Yellow



2D Shape Colouring

Can you colour the shapes to complete the picture?



Key:



= red



= blue




= yellow



= green

2D Shape Colouring

Can you colour the shapes to complete the picture?



Key:



= purple



= green



= blue



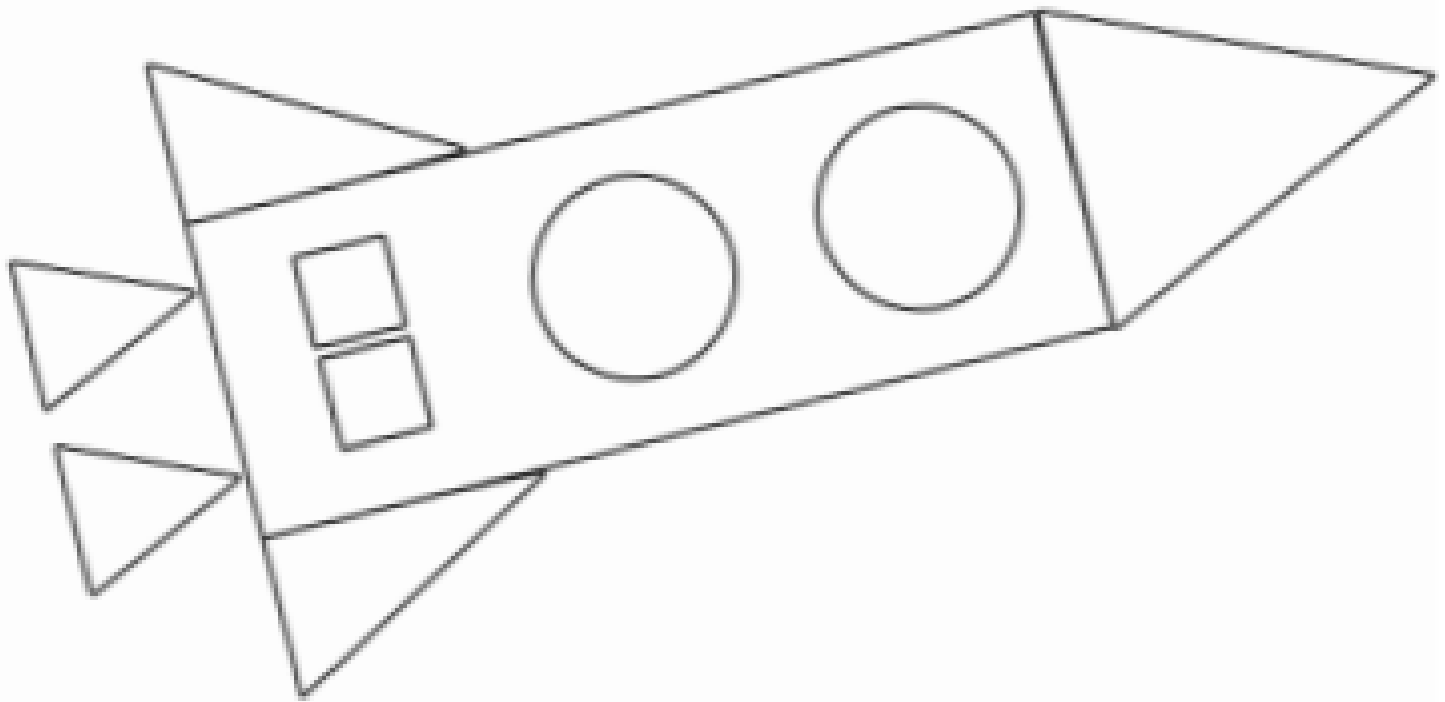
= red



= yellow

2D Shape Colouring

Can you colour the shapes to complete the picture?



Key:



= green



= blue




= purple



= yellow

2D Shape Colouring

Can you colour the shapes to complete the picture?



Key:



= green



= brown



= blue



= yellow