


Lakeside EYFS and KSI Home Learning

Hi All,

We hope that you are all staying safe and happy. It's been great seeing all the wonderful work you have been doing at home!

This week's activities are based on the book "Mad about Minibeasts" by Giles Andreas and David Wojtowycz by Giles and many of the activities and resources are based on the Minibeasts we find in our garden.



If you don't have a copy of the book don't worry, you can find a copy on YouTube.

Attached are some suggested activities. Many of the activities can be adapted and done simply in a notebook, on paper or outside! Remember to go on the website for the accompanying resources.

Keep reading regularly!

Wishing you all the best.

Stay safe,

From all the Lakeside EYFS and KSI team.

- 1) Each day please try to complete the daily essentials for **English** and **Maths** in the flags at the top of the page.
- 2) Then you can choose from the weekly choices below. Can you complete at least 1 from each colour?

Daily Essentials

English

Use the 'Twinkl Live Lessons' Phonics videos on Youtube. There are a wide range of videos to choose from but we recommend using Phase 2 (blue) or Phase 3 (pink). After you've learnt that sound why not use your sound mat to practice writing it as well.

Maths

Count to 100 everyday.
Order, read and write the numbers up to 20.

Weekly Choices

Spelling words

Can you write your full name correctly.
Remember to include a capital letter for the first letter in your name and lower case letters for the rest of your name.

Number

Revise your finger doubles. put the same amount up on each hand and work out your doubles to 10.
E.g. $2 + 2 = 4$ / Double 2 is 4

Wider curriculum

Practise tying your shoe laces ready for year one.

Full Circle—reading activity

To blend sounds when reading. Play the Viking full circle game. Choose from phase 2 or phase 3 sounds.

<https://www.ictgames.com/mobilePage/viking/index.html>

Number

Using our understanding of doubles
Double 2 = 4 we know that half of 4 will equal 2. try it on your fingers show me double 4. Takeaway one half you are left with 2. complete the ladybird halves sheet.

Wider curriculum

Can you make an instrument like in the creepy crawly calypso?

<https://www.youtube.com/watch?v=N10nLlqCqFY>

Describing words

(Adjectives)

Look at the picture, think of some words to describe what you can see. Can you write a sentence. For example, I can see a red spade. I can see a wiggly worm.

Shapes and measure

Complete the Symmetrical butterfly pictures. What shapes did you use?

Wider curriculum

Can you keep your bedroom tidy, make your bed and put away your toys,

When you have completed the **Daily Essentials** for **English**, **Maths** and **wider-curriculum** tick them off below. You can also tick off your weekly choices, (pick a minimum of 1 a week from each colour)



Monday



Tuesday



Wednesday



Thursday

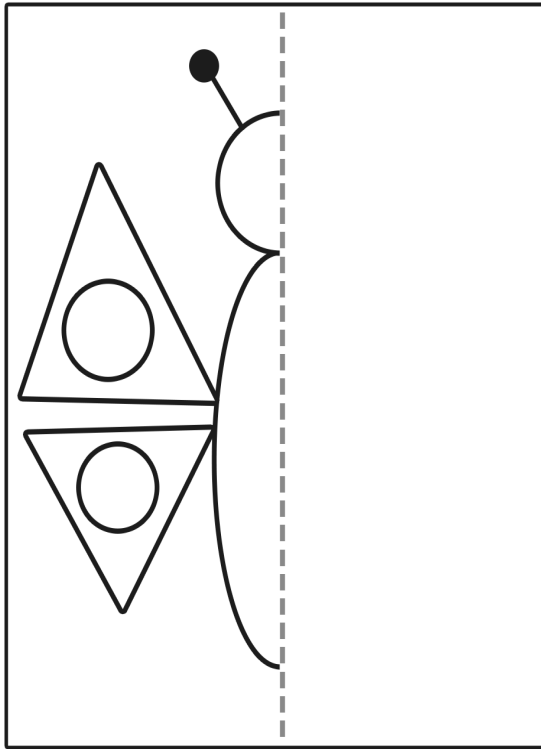


Friday

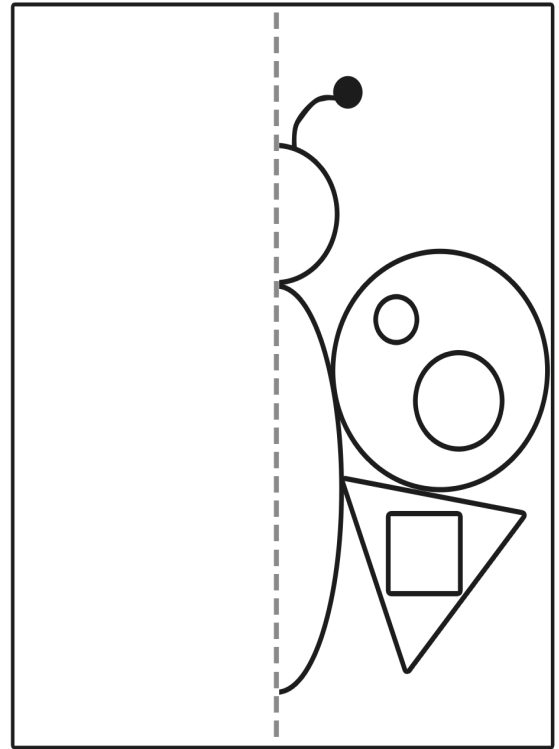


Complete the butterfly below.

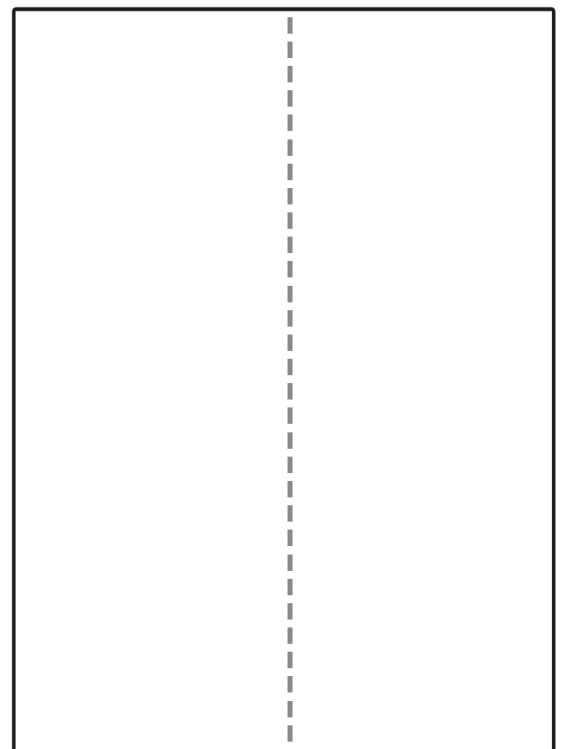
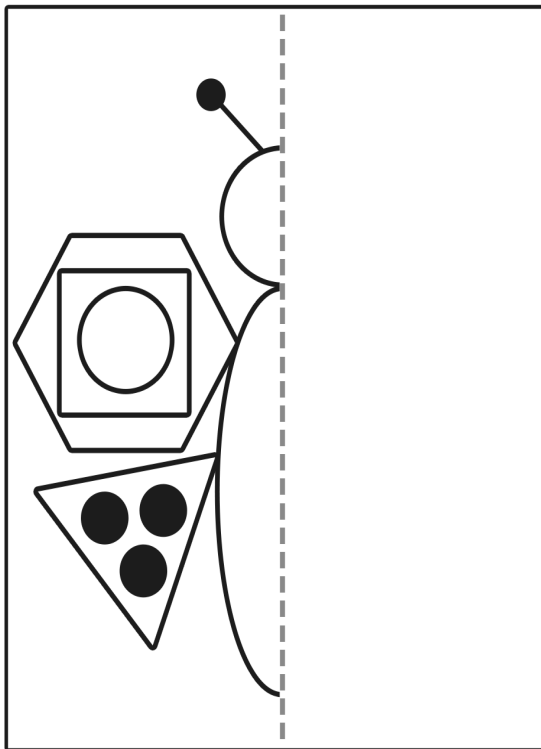
Symmetrical Butterflies



Complete the butterfly below.




Now draw your own symmetrical butterfly!



There are: _____ triangles _____ circles
 _____ ovals _____ hexagons _____ squares

Read and watch Mad about Minibeasts by Giles Andreas



<https://www.youtube.com/watch?v=SW-7MgHEZOE>

Go on a mini beast hunt around the garden or at the local park. What mini beasts can you find?




Pick your favourite minibeast and write some interesting facts about it.



I have a red body and black spots—what minibeast am I?
Can you write clues for your grown ups to guess the minibeast?

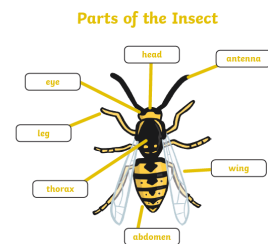


This butterfly has 4 spots on one wing and 4 spots on the other wing. How many spots does she have altogether? $4+4=8$




Can you make your own butterfly number doubles.

Draw and label the body parts of a minibeast



How many rhyming words can you think of that rhyme with the word bug?




Can you write a list of all the words you find. Make a sentence with some of the words.


Can you make a minibeast hotel.



Can you make a handprint minibeast?

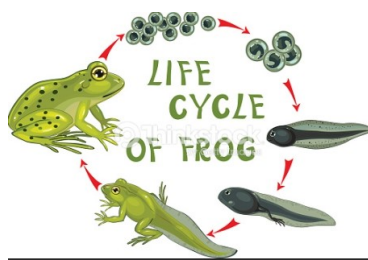


Find out about the lifecycle of a frog. Watch the programme Come outside on You-tube.



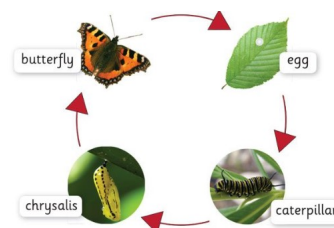
https://www.youtube.com/watch?v=lxLSGf9_amA

Draw, label and write about the lifecycle of a frog.



Choose another minibeast and find out about its lifecycle. Draw the lifecycle.

Will you choose a butterfly, ladybird or spider?



Using the Top Marks Website, can you put the numbers in the correct order?



<https://www.topmarks.co.uk/ordering-and-sequencing/caterpillar-ordering>

Can you make a counting caterpillar and play a game to put the segments in the right order?




Can you paint a stone to look like a minibeast?



Make some delicious butterfly cup cakes.



Take time to enjoy some mindful colouring.
Mindful Minibeasts



Take part in cosmic kids "all about bugs!"

<https://www.youtube.com/watch?v=qIT-9Nnlvn0>