


Lakeside EYFS and KSI Home Learning

Hi All,

This week's activities are based on the book the well known story 'The Gruffalo' written by Julia Donaldson.

If you don't have a copy of the book don't worry, you can find version on YouTube.



Attached are the suggested activities. Many of the activities can be adapted and done simply in a notebook, on paper or outside! Remember to go on the website for the accompanying resources.

Wishing you all the best.

Stay safe,

From all the Lakeside EYFS and KSI team.

Year group: 2

Lakeside Home Learning

Week beginning: 6.7.20

- 1) Each day please try to complete the daily essentials for English, Maths and wider-curriculum in the flags at the top of the page.
- 2) Then you can choose from the weekly choices below. Can you complete at least 1 from each colour?

Daily Essentials

English

Read for 10 minutes to a grown up or sibling.

Maths

Play 5 minutes of Hit the Button on Top Marks

Wider Curriculum

Complete a Jump Start Jonny workout!

Weekly Choices

Spellings

☐

Please practise these spellings
January February March April

Subtraction

Subtract two 2-digit numbers that bridge 10.

64-18= 72-45= 85-37= ☐

Keep active

Practising your throwing and catching skills with a small ball or beanbag ☐

Handwriting

Practise these joins:

ly ment less ness ☐

Reasoning and Problem Solving

☐

Have a go at the 'Party Time' Worksheet (page 4 of this pack)

Be helpful

Help take the plates to the kitchen after dinner. ☐

Punctuation

Write a short story. Check your punctuation. Make sure your sentences are not too long! ☐

Multiples

Write down all the multiples of 2, 5, 10 and 3 ☐

Learn a skill

Learn to tie your shoelaces! Can you do a 'double knot'? ☐

When you have completed the Daily Essentials for English, Maths and wider-curriculum tick them off below

You can also tick off your weekly choices, (REMEMBER: pick a minimum of 1 a week from each colour)



Monday	Tuesday	Wednesday	Thursday	Friday
<input type="checkbox"/> <input type="checkbox"/> <input type="checkbox"/>	<input type="checkbox"/> <input type="checkbox"/> <input type="checkbox"/>	<input type="checkbox"/> <input type="checkbox"/> <input type="checkbox"/>	<input type="checkbox"/> <input type="checkbox"/> <input type="checkbox"/>	<input type="checkbox"/> <input type="checkbox"/> <input type="checkbox"/>
<input type="checkbox"/> <input type="checkbox"/> <input type="checkbox"/>	<input type="checkbox"/> <input type="checkbox"/> <input type="checkbox"/>	<input type="checkbox"/> <input type="checkbox"/> <input type="checkbox"/>	<input type="checkbox"/> <input type="checkbox"/> <input type="checkbox"/>	<input type="checkbox"/> <input type="checkbox"/> <input type="checkbox"/>



Look

Trace

January

January

February

February

March

March

April

April

ly

ly

ment

ment

less

less

ness

ness

Party Time

You are going to have a summer party, you can invite up to 10 friends. Use the information below to fill out the table including what you would like at your party and how much it will cost. Each friend needs a drink, something to eat, a sweet and a toy. Work out the totals for each friend and the total amount spent on each part of the party.


Price List

Lemonade	10p
Cola	10p
Orange Juice	5p
Crisps	5p
Sandwiches	10p
Chicken Nuggets	20p
Jelly	10p
Fairy cake	10p
Chocolate fountain	25p
Teddy Bear	30p
Bouncy Ball	15p
Notepad	20p

Name of friend	Drink	Food	Sweet	Toy	Total per friend
1.					
2.					
3.					
4.					
5.					
6.					
7.					
8.					
9.					
10.					
	Total=	Total=	Total=	Total=	Total=

Now can you work out how much the party will cost all together?.....

Read/watch and discuss the story: *The Gruffalo* by Julia Donaldson




Link: <https://www.youtube.com/watch?v=s8sUPpPc8Ws> (Film)
<https://www.youtube.com/watch?v=LshGQmaJc9I> (book)

Play and explore the Gruffalo website-

<https://www.gruffalo.com/>

Can you do some of the activities and play the games?



Take a stroll through the deep dark wood!

Head to the park with a grown up and role play the story.

What do you see in the woods?




Make a story box using an old show box and the cut out characters.



Gruffalo outdoor collage.
 When your on your daily exercise or at a park, can you use natural resources to make a Gruffalo?



Label the Gruffalo.



Make a Gruffalo head band for the different characters. You could use these during your role play.



Learn the Gruffalo song off by heart! Can you perform it to a member of your family?




Follow the YouTube instructions to draw a Gruffalo. Can you create some drawing instructions to draw another character?

<https://www.youtube.com/watch?v=5HmWS5PEHJM>



Maths:

Outside in the garden, woodlands, on a walk- make a tally chart of the woodland creatures that you find. Can you ask a grownup questions about your results?



Maths:

Create a bar graph of the number of times each animal is mentioned. Which animal is mentioned the most? Least?

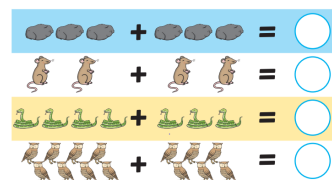


Maths:

Complete the addition sentences. Can you write the number sentence out? Can you change the number sentence into a subtraction? Can you make up new number sentences?

Addition

Write down the answers in the circles.



English:

Create and describe your own terrible woodland creature! Remember to use adjectives (describing words)

Draw your own terrible creature!




English:

What cunning plans are the characters thinking up throughout the story? How are they feeling? What are they thinking?

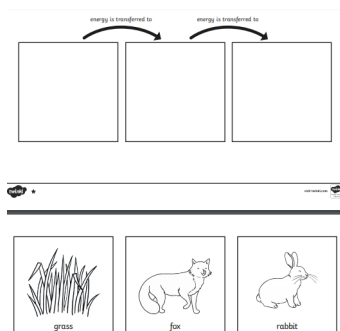


English:

Re write the story using your new terrible woodland creature.



Work through the food chain PowerPoint and complete the food chain.



.Book Review:



Read the other book 'Gruffalo's Child' Can you invent your own book in the sequel and illustrate it like Axel Scheffler?

