


Lakeside EYFS and KS1 Home Learning

Hi All,

This week's activities are based on the book the well known story 'The Gruffalo' written by Julia Donaldson.

If you don't have a copy of the book don't worry, you can find version on YouTube.

Attached are the suggested activities. Many of the activities can be adapted and done simply in a notebook, on paper or outside! Remember to go on the website for the accompanying resources.



Wishing you all the best.

Stay safe,

From all the Lakeside EYFS and KS1 team.

Weekly activity pack sent from 'EYFS/KS1 team'

The Year 1 page has a range of different activities to support year 1 curriculum development. These include 3 daily essentials to do every day for a week, plus extra weekly choices linked to English, Maths and Curriculum. As with the story tivities, feel free to send to us what you have been doing and every couple of weeks we will aim to put together a news-letter of learning.

ac-

- 1) Each day please try to complete the daily essentials for **English**, **Maths** and **wider-curriculum** in the flags at the top of the page.
- 2) Then you can choose from the weekly choices below. Can you complete at least 1 from each colour?

Daily Essentials

English

Can you think of three words that contain the three vowel digraphs. a-e, o-e, i-e, e-e, u-e

Maths

Count backwards from 20 50 or 100 each day.

Wider Curriculum

Find a joyful way of being physically active (indoors or out).

Weekly Choices

Spellings

☐

Please practise these spellings:

children house people

Multiplication

☐

Use your counting in 2s to help write the 2 times table. $1 \times 2 = 2$, $2 \times 2 = 4$

Make a list of your favourite memories of lockdown.

Handwriting

☐

Practise joining these digraphs.

gl, pl, fl, bl

Time

☐

Write the months of the year and learn to spell them.

Watch an episode of news-round.

Speaking and Listening.

☐

Play the shopping memory game. I went to the shops and bought a banana etc

Measurement

☐

Use the paper ruler to find some things around you house to Measure to the nearest cms.

Learn a new song, sing, dance or perform a joke in a family talent show.


When you have completed the **Daily Essentials** for **English**, **Maths** and **wider-curriculum** tick them off below

You can also tick off your weekly choices, (REMEMBER: pick a minimum of 1 a week from each colour)

Monday	Tuesday	Wednesday	Thursday	Friday
<input type="checkbox"/> <input type="checkbox"/> <input type="checkbox"/>	<input type="checkbox"/> <input type="checkbox"/> <input type="checkbox"/>	<input type="checkbox"/> <input type="checkbox"/> <input type="checkbox"/>	<input type="checkbox"/> <input type="checkbox"/> <input type="checkbox"/>	<input type="checkbox"/> <input type="checkbox"/> <input type="checkbox"/>
<input type="checkbox"/> <input type="checkbox"/> <input type="checkbox"/>	<input type="checkbox"/> <input type="checkbox"/> <input type="checkbox"/>	<input type="checkbox"/> <input type="checkbox"/> <input type="checkbox"/>	<input type="checkbox"/> <input type="checkbox"/> <input type="checkbox"/>	<input type="checkbox"/> <input type="checkbox"/> <input type="checkbox"/>



Read/watch and discuss the story: **The Gruffalo by Julia Donaldson**



Link: <https://www.youtube.com/watch?v=s8sUPpC8Ws> (Film)
<https://www.youtube.com/watch?v=LshGQmaJc9I> (book)

Play and explore the Gruffalo website-

<https://www.gruffalo.com/>

Can you do some of the activities and play the games.



Take a stroll through the deep dark wood!

Head to the park with a grown up and roll play the story.

What do you see in the woods?



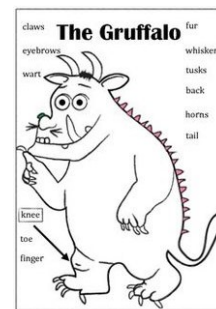
Make a story box using an old show box and the cut out characters



Gruffalo outdoor collage. When you are on your daily exercise or at a park, can you use natural resources to make a Gruffalo?



Label the Gruffalo.



Make a Gruffalo head band for the different characters. You could use these during your roll play.



Learn the Gruffalo song off by heart! Can you perform it to a member of your family?



Follow the youtube instructions to draw a Gruffalo. Can you make some drawing instructions to draw another character?

<https://www.youtube.com/watch?v=5HmWS5PEHJM>



Maths:

Outside in the garden, woodlands, on a walk— make a tally chart of the woodland creatures that you find. Can you ask a grownup questions about your results?

Maths:

Create a bar graph of the number of times each animal is mentioned. Which animal is mentioned the most? Least?



Maths:

Complete the addition sentences. Can you write the number sentence out? Can you change the number sentence into a subtraction? Can you make up new number sentences?

Addition


Write down the answers in the circles.

	+		=	
	+		=	
	+		=	
	+		=	

English:

Create and describe your own terrible woodland creature! Remember to use adjectives (describing words)

Draw your own terrible creature!




English:

What cunning plans are the characters thinking up throughout the story? How are they feeling? What are they thinking?

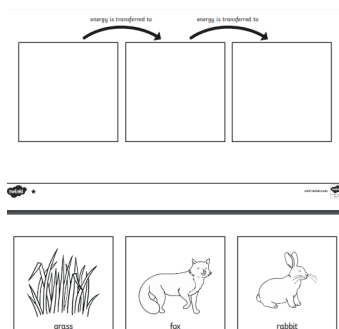


English:

Re write the story using your new terrible woodland creature.




Work through the food chain powerpoint and complete the food chain.



.Book Review:

Read the other book 'Gruffalo's Child'

Can you invent your own book in the sequel and illustrate it like Axel Scheffler?



The Split Digraphs



cake



flute



Steve




nose



fire

Handwriting practice lines consisting of multiple sets of three horizontal lines (top, middle, and bottom lines) for tracing and writing practice.

30 cm by 1 mm



Practise writing the letter joins 5 times . Use the lines to help you

gl

pl

fl

bl

Copy the common exception words. Learn how to spell them.

house

people

children