



29.06.2020



## Lakeside Nursery Home Learning



Hello all,



We hope you are all well and you have had a warm and safe week. This week We wanted to provide you with some more fun and educational home learning activities you could try with your child again. The story we are focusing on this week is 'Dear Zoo'. You can read any version of this book but don't worry, there is a link to a YouTube version, if you haven't got the book at home.



Attached are the suggested activities, along with some downloadable activity sheets.



### New daily development challenges:




We have also added some new daily learning tasks which are linked to specific skills. There are a choice of tasks and we ask that you aim to complete at least one of these each day. These tasks are aimed at supporting your child to develop some specific skills which will help them when they return to nursery. You can use the tick boxes to record when you complete a challenge.



We will be completing these tasks in nursery with the key worker children, and we would love to see the things you do at home and the children in nursery would also like to see what their friends are up to at home.









We hope that you enjoy the learning  
The nursery team



29.06.2020

This week, the skills we are developing at nursery are:

Communication and language	Number	Physical development
<p>Speaking and listening (Auditory skills)</p> <p><u>Clapping syllables</u> Can you clap the syllables in your name e.g. Jacob will be two claps? Try clapping other grown-ups name in the house or even objects around the house.</p> <p><u>I spy</u> Have a go at playing 'I spy'. For example, I spy with my little I something beginning with d (ddd sound). The other person guesses what objects begin with that sound until they get the correct answer.</p> <p><u>Simon says with Robot talk</u> Play a game of Simon says using robot talk/sounding out e.g. Simon says put your hands on your h-e-a-d. Simon says touch your ch-i-n. Simon says pick up your b-a-g.</p>	<p>Counting and number recognition</p> <p>Can you count from 0-10 and back to zero?</p> <p>Don't forget to 'blast off' your rocket after you reach zero.</p>  <p><u>Counting objects:</u> Use the bears or other objects to count to five. Don't forget to line them up touch each object with your finger whilst counting.</p>  <p><u>Recognising number game</u> Write number 1-5 on separate cards. Mix them up and try recognising the different number cards. Practice writing the numbers with your magic finger!</p> 	<p>Joining and attaching</p> <p>Gluing to decorate on creative table.</p>  <p>Using cello tape to make a junk model</p>  <p>Hole punching and using thread to put things together e.g. plates to make masks or junk modelling.</p> 

Tick when you complete a challenge each day



Monday	Tuesday	Wednesday	Thursday	Friday
<input type="checkbox"/> <input type="checkbox"/> <input type="checkbox"/>	<input type="checkbox"/> <input type="checkbox"/> <input type="checkbox"/>	<input type="checkbox"/> <input type="checkbox"/> <input type="checkbox"/>	<input type="checkbox"/> <input type="checkbox"/> <input type="checkbox"/>	<input type="checkbox"/> <input type="checkbox"/> <input type="checkbox"/>


29.06.2020

Read/watch the story Dear Zoo (Youtube link below):

- What does an author do?
- Who is the publisher of the book?
- What was your favourite part of the story?
- What animal would you like from the zoo?

Can you retell the story of 'dear zoo' to a grown up or your pet. You can be creative and choose your own animals to send back to the zoo.

Show us your amazing story telling skills on dojo.



Draw/paint a picture of your favourite animal. With the help of an adult can you label the body parts on the animal (eyes, nose, ears, arms and legs).

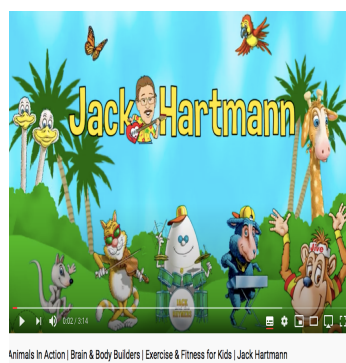


Using foil or paper can you make some shapes. You could try making a triangle, square, rectangle, circle. How many corners/sides does your shape have? Are all the sides the same? You could even go on a walk with a grown up around the house and spot the shapes.

Challenge: See what other shapes you can make.



Let's get fit and learn the names of lots of different animals. Using the Youtube link below can you flap your arms like an eagle or swing your arms like a monkey. Follow the video and have a go at the animal dance exercises.



Find some objects that have similar sounds to the animals in the book e.g. spoon, lego, mug, glass. Put these objects in the box and match the sounds of the objects to the initial sounds of the animal e.g. spoon could be used for sssss snake.





29.06.2020


Using a paper plate or even a piece of paper can you make a mask of an animal of your choice. We have attached some mask templates that you could also print off and use. What colour hair does your animal have? Does it have sharp teeth? Don't forget to add the eyes, ears and mouth on! Show us a picture of you wearing the masks and we will guess who is behind them.



Using the letter writing template can you write a letter with a grown up to the zoo asking if they could send you your favourite animal in the post? Where would you put the address on the letter? Why have you chosen that animal? Describe the animal in the letter. Don't forget to sign the letter at the end with your name so they know who to send the animal for.

Send your letters in on dojo so we can see your fantastic writing.

Make a junk model animal using recycled materials from home. Send us your creations on dojo!



Youtube link for story:

<https://www.youtube.com/watch?v=rudDGRQ9QGA>

Youtube link for animal exercise video:

<https://www.youtube.com/watch?v=DYPTJj6hd44>