


## Lakeside EYFS and KSI Home Learning

Hi All,

We hope that you are all staying safe and happy. It's been great seeing all the wonderful work you have been doing at home!

This week's activities are based on the book 'Ellie's Magic Wellies' by Amy Sparkes. A lovely story about friendship and magical wellies. If you don't have a copy of the book don't worry, you can find a CBeebies Bedtime Story version on YouTube - read by Pearl Mackie.



Attached are the suggested activities. Many of the activities can be adapted and done simply in a notebook, on paper or outside! Remember to go on the website for the accompanying resources.

Keep reading regularly!

Wishing you all the best.

Stay safe,

From all the Lakeside EYFS and KSI team.

1) Each day please try to complete the daily essentials for **English**, **Maths** and **wider-curriculum** in the flags at the top of the page.

2) Then you can choose from the weekly choices below. Can you complete at least 1 from each colour?

## Daily Essentials

### English

Watch Daily Phonics for Year 1 at 10:30 every morning by clicking on [https://www.youtube.com/channel/UCP\\_FbjYUP\\_UtdV2K\\_-niVWw/](https://www.youtube.com/channel/UCP_FbjYUP_UtdV2K_-niVWw/)

### Maths

Practise counting in 2's to 30 forwards and backwards.

### Wider Curriculum

Make a thank you message for the dustbin collector or post person and place it where they can see it.

## Weekly Choices

### Spellings

Please practise these spellings:

said there when

☐

### Number

Use your number bonds to 10 to write number families.  $9+1=10$   
 $1+9=10$     $10-1=9$     $10-9=1$

☐

Watch Newsround

☐

### Handwriting

Practise forming the long ladders letters l u j y t i

☐

### Place Value

Practise writing the numbers 11 to 20 in numbers and words.

☐

Make lunch with your grown up.

☐

### Speaking and Listening

Either read a book from Epic or read a book you have at home.

☐

### Measuring

Choose an object and find 3 things that are shorter than, longer than and equal to the length of it.

☐

Look out of the window and see what birds you can spot. Keep a record each day.

☐

When you have completed the **Daily Essentials** for **English**, **Maths** and **wider-curriculum** tick them off below

You can also tick off your weekly choices, (REMEMBER: pick a minimum of 1 a week from each colour)

Monday

<input type="checkbox"/>	<input type="checkbox"/>	<input type="checkbox"/>
<input type="checkbox"/>	<input type="checkbox"/>	<input type="checkbox"/>

Tuesday

<input type="checkbox"/>	<input type="checkbox"/>	<input type="checkbox"/>
<input type="checkbox"/>	<input type="checkbox"/>	<input type="checkbox"/>

Wednesday

<input type="checkbox"/>	<input type="checkbox"/>	<input type="checkbox"/>
<input type="checkbox"/>	<input type="checkbox"/>	<input type="checkbox"/>

Thursday


<input type="checkbox"/>	<input type="checkbox"/>	<input type="checkbox"/>
<input type="checkbox"/>	<input type="checkbox"/>	<input type="checkbox"/>

Friday

<input type="checkbox"/>	<input type="checkbox"/>	<input type="checkbox"/>
<input type="checkbox"/>	<input type="checkbox"/>	<input type="checkbox"/>



Read/watch and discuss the story: *Ellie's Magic Wellies* by Amy Sparkes



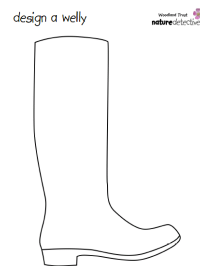
Link:

<https://www.youtube.com/watch?v=437sSP8ZyAE>

Dress up one of your cuddly toys as the Flibberty Gibberty and go on your own adventure!



Design your own magical wellington boot!



When Ellie jumped in the puddle, she was surprised to find that a strange creature (a Flibberty Gibberty) had jumped out! Design, name and label your own strange creature that you would love to have as a friend!



At the end of the story, Ellie is excited about all the adventures she might go on in her new magical wellies. Where would you go on a magical adventure? Who would you meet? Draw a picture or write a short story.



The Flibberty Gibberty helped Ellie to tidy up the mess he had made. Do a good deed for someone in your house.



Go on a 'puddle hunt' - how many puddles can you spot? Remember to wear your wellies and jump in them as you count! If you can't find any - make some!



Pretend you're Ellie. Write a thank you letter or note to Aunt Flo to thank her for your 'fantabulous wellies'!



Dear \_\_\_\_\_  
 Thank you for \_\_\_\_\_  
 \_\_\_\_\_  
 \_\_\_\_\_  
 \_\_\_\_\_  
 From \_\_\_\_\_

Wellies come in pairs!


How many other things can you find in your house that come in pairs? Practise counting in 2s!






Play the greedy monster take away game! You will need a dice!

#### Greedy Monster Taking Away Activity Sheet

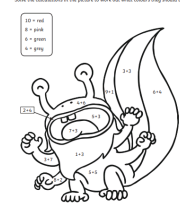


Have a go at completing the monster symmetry drawings. It's harder than you think! If you don't have a printer - ask your grown up to draw the first half!



Use adding to ten to help you colour the monsters in! Use small objects to help you add if you can't use your fingers yet!

#### Monster Colour by Number



Use the recipe to help you make some Chewy gooey marshmallow monsters!

You will need:

- Marshmallows
- Puffed rice cereal (rice crispies)

Butter

#### Chewy Gooey Marshmallow Monsters



For full ingredients list see recipe.

Make your very own cardboard tube monster!



Use the instructions to help you make a monster book-mark!



Record the weather this week using the weather record activity sheet.

**My Weather Record Activity Sheet**

Talk! Keep a record of the weather during your week. Draw the weather symbol into the box for each day.

	Morning (Before breakfast)	Afternoon (After breakfast)	Evening (Dinner time)
Monday			
Tuesday			
Wednesday			
Thursday			
Friday			

Check! How many days was it...

- sunny?
- cloudy?
- windy?
- rainy?
- foggy?
- stormy?

We can only do certain activities in certain weather. Complete the 'weather affects our activities' worksheet.



Complete the raindrops missing numbers activity worksheet.

