




Lakeside Nursery Home Learning



Hello All,



We hope the rainy weather last week did not dampen your spirits too much! We have provided you with some more fun



and educational home learning activities for you to complete with your child this week.



We have decided to focus on a story that most of us know very well and love very much –The Gruffalo! If you don't have a copy of the book don't worry, there is a link to a YouTube version.




Attached are the suggested activities along with some downloadable activity sheets. If you don't have a



printer don't worry. Resources for the activities are on the website and can be adapted and done simply in a notebook, on paper or outside. You could also contact



school to ask for a printed copy.




Please also see the website for daily activities and keep talking lots together as well as reading and sharing stories daily with your child.



Wishing you all the best,



The Nursery team.





Read / watch and discuss the story of 'The Gruffalo' by Julia Donaldson.

Can you spot some of the rhyming words in the story?

<https://www.youtube.com/watch?v=s8sUPpPc8Ws>

Can you find something in your house or garden that is similar to something on the Gruffalo characters?

E.g. orange like the Gruffalo's eyes, prickly like the Gruffalo's back, scaly like the snake..



Have a go at learning the Gruffalo song on YouTube. Julia Donaldson sings it and uses Makaton signs.

<https://youtu.be/qCdVP9Qq6HM>




Can you draw pictures of the animals from the story?

Can you help your grown up to label them by listening to the sounds at the start of the words... 'f-f-f-fox.'


Can you decorate some biscuits or crackers with animal footprints, like Miss Cumpstone has made?



Using things you find in your garden, can you build a house for a mouse or another animal in your garden?






Design a plate of food for the Gruffalo. What things would he like to eat?



If you fancy a bigger challenge—can you decorate a big Gruffalo cake? This one is Mrs Hancock's idea!



Can you create some Gruffalo art? You might draw, paint, or maybe use things from outside to make some BIG art!





Can you create a shape-character from the story? Look at Miss Cumpstone's super shape Gruffalo!




Enjoy watching the Gruffalo animated film together. It is available on BBC iPlayer.
<https://www.bbc.co.uk/iplayer/episode/b00pk64x/the-gruffalo>



Use the nature picture cards to learn the names of some trees, plants and animals that you would find in a woodland.




Use the mask templates (or make your own) character mask.



Play the Gruffalo matching pairs game together. Cut out the cards and see if you can find the matching pictures.



Count the Gruffalo objects on the counting sheet. Can you spot the matching number on the number sheet? Can you write the numbers?



Can you make some Gruffalo puppet characters? Draw or cut out pictures. You might stick them on straws or lollipop sticks! Miss Cartwright says you're brilliant at making puppets!



Use the Gruffalo Yoga cards to help you to stretch out and move while telling the story. These are great for balance and core skills.



An extra challenge! Can you add the amounts together by counting them all?

