



Lakeside EYFS and KSI Home Learning

Hello All,

We hope that all of our families are well and have enjoyed 'The tiny seed' learning last week. This week we have linked all our activities to the award winning story; There's a tiger in my Garden by Lizzie Stewart. If you don't have a copy of the book don't worry, there is a link to a youtube version.

Attached are the suggested activities along with some downloadable work sheets. If you don't have a printer don't worry. Many of the suggested activities can be adapted and done simply in a notebook, on paper or outside. Please also keep reading regularly with your child and practising their sounds.

Wishing you all the best,

From all the Lakeside EYFS and KSI team.





'There's a Tiger in my Garden'



<https://www.youtube.com/watch?v=0HTRPtjGvBU>

My Five Senses Scavenger Hunt

Page Two Senses Scavenger Hunt


<p>Something smooth</p> 	<p>Something rough</p> 	<p>Something that makes a noise</p> 
<p>Something round</p> 	<p>Something yellow</p> 	<p>Something that came from a plant</p> 
<p>Something that has a smell</p> 	<p>Something long</p> 	<p>Something man-made</p> 
<p>Something soft</p> 	<p>Something you can eat</p> 	<p>Something red</p> 

Triangle Tiger

Rectangle Rhinoceros



Read the fact files and then find out about where tigers really live and what they eat. Make a poster and send it your teacher.



A stylized illustration of a young boy with brown hair, wearing a blue long-sleeved shirt and dark pants, riding a large orange tiger with black stripes. The boy is holding a small yellow object, possibly a stick or a toy, in his right hand. The tiger is walking towards the right. The background is a plain, light gray.

**NUMBER
HUNT**



My Book Review

Name: _____


Date: _____

Book Title: _____

How did you feel about this book?

Draw your favourite part of the book.



Watch the video and talk about why animals have spots or stripes.



<https://www.bbc.co.uk/bitesize/clips/zpn6n39>

Find spotty and stripy objects in your house.
How many can you find?

Look for wild flowers in your garden. Sort the parts of the flowers.



Use the list of animals you have seen in your garden and sort them into the number of legs they have.

4 legs	2 legs	0 legs

Read the 'Tiger who Came to Tea'
Talk about how this story is different and the same as 'There's a Tiger in your Garden.'



<https://www.youtube.com/watch?v=Wc2XxyNf4Qk>

Help your parents put away the washing.
What patterns can you see on the clothes? Any spots or stripes?



Make a junk modelling tiger with a toilet roll!



Some Home Learning Suggestions:

Downloadable Worksheets to Print

Senses Scavenger hunt-

<https://www.twinkl.co.uk/resource/au-t-3745-five-senses-scavenger-hunt-worksheet>

Book Review-

<file:///C:/Users/Offsite/Downloads/Home%20Learning/Week%201%2024th%20March%20'The%20Tiny%20Seed'/Book%20Review%20Template.pdf>

Tiger fact file

<https://www.twinkl.co.uk/resource/fact-file-layout-t-l-4553>

Animal fact files to read to your child

<https://www.twinkl.co.uk/resource/t-t-5820-safari-animal-factfile-display-posters>

Numbers on leaves to print 9 per page Numbers: 0-31

<https://www.twinkl.co.uk/resource/t-w-5438-numbers-0-31-on-spring-leaves>

Animal legs sorting activity

<https://www.twinkl.co.uk/resource/t-t-8770-animal-leg-sorting-activity>